
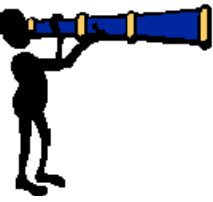

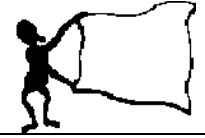



Name _____



Student Research Planning Guide

<p>Step 1: Question</p> 	<p>What's the question or problem?</p> <p>What do you know? What do you need to know?</p>
<p>Step 2: Gather</p> 	<p>Where will you look?</p> <p><input type="checkbox"/> Library catalog <input type="checkbox"/> Reference Database <input type="checkbox"/> Search engines <input type="checkbox"/> Experts <input type="checkbox"/> Other</p> <p>What keywords will you use?</p> <p>What are the best sources? How do I know?</p> <p>How will you record what you find?</p> <p><input type="checkbox"/> Notebook <input type="checkbox"/> Note cards <input type="checkbox"/> word processor <input type="checkbox"/> audio or video recording <input type="checkbox"/> other</p> <p>How will you cite your sources?</p>
<p>Step 3: Conclude</p> 	<p>What did you learn from reading, listening or viewing?</p> <p>Did you answer the question? Can you organize the information to support your answer?</p>
<p>Step 4: Communicate</p> 	<p>How will you communicate what you learned?</p> <p><input type="checkbox"/> essay <input type="checkbox"/> electronic slide show <input type="checkbox"/> video <input type="checkbox"/> oral report <input type="checkbox"/> poster</p>
<p>Step 5: Evaluate</p> 	<p>How did you do?</p> <p>How can you improve next time?</p>

The Research Project Calculator is based on the MINITEX project developed in part by University of Minnesota Libraries.

<http://www2.infohio.org/rpc/docs/step1/StudentResearchPlanningGuide.pdf>